




*Think Automation and beyond...*



**APEM**  
an IDEC company



# ***E-Stop Switches***

***The Ultimate in Safety***

# PROTECTING PEOPLE & PRODUCTIVITY

For more than 70 years, IDEC has produced reliable and high-quality emergency stops, making the point of contact between humans and machines easy, safe and secure. By developing products that enhance the safety and well-being of workers and machinery, IDEC innovations have helped shape the global industrial automation marketplace. This includes collaboration with various agencies to increase international standardization within the manufacturing industry.



IDEC engineers spend years researching and testing to develop the ideal shape, size and feel for each emergency stop switch. As a result, IDEC provides safe, efficient and comfortable E-stops for any machine or application that needs to meet established international requirements for workplace safety.





# THE WORLD'S SAFEST EMERGENCY STOP SWITCHES

IDEC emergency stop switches transformed the way E-stops are designed by utilizing "Safe Break Action" technology to ensure a machine will stop. By automatically turning off the machine when the contact block or actuator are improperly installed or damaged, all IDEC E-stops meet or exceed International safety standards (ISO 13850 and EN60947-5-5) and reduce the effects of these failures.

Underwriters Laboratories (UL) Category NISD and NISD2 ratings allow IDEC X-series and XW emergency stop devices to perform a Category 0 or Category 1 stop function as defined in the ANSI/NFPA79, "Electrical Standard for Industrial Machinery." These devices have also been investigated for functionality, fire and electrical shock safety.

Most models are Type 4X rated for additional protection against water penetration and corrosion, providing an additional level of security



Class I  
Zone 1

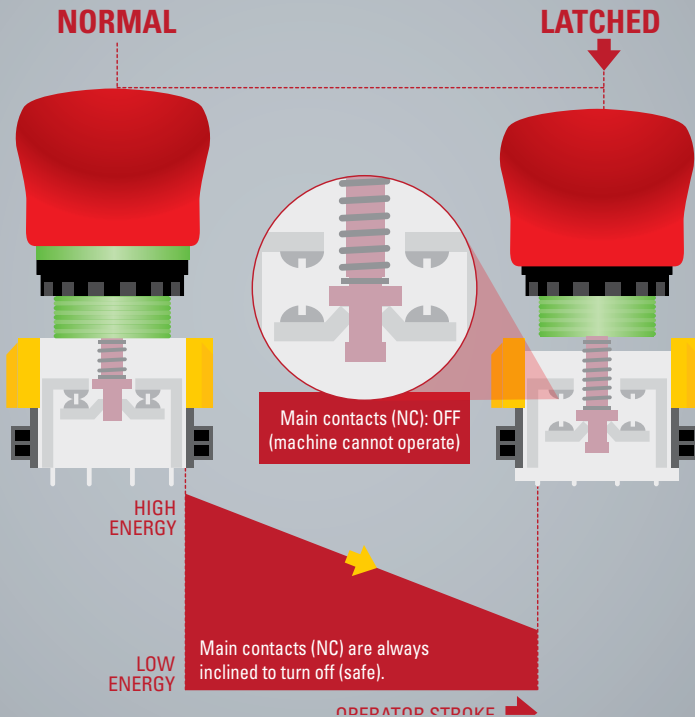
# OPERATOR SAFETY IS OUR PRIORITY

IDEC X-series switches use "Safe Break action," a unique reverse-energy structure that disconnects normally closed contacts, guaranteeing shut-off even if the emergency switch is damaged or the contact blocks separate.

- Conventional E-stops use spring pressure on Normally Closed (NC) contacts, which increases the likelihood of the e-stop failing in an unsafe condition
- Improper installation or excessive force may render Conventional E-stops incapable of stopping a machine
- "Safe Break action" E-stops with reverse-energy structure always default to a safe condition

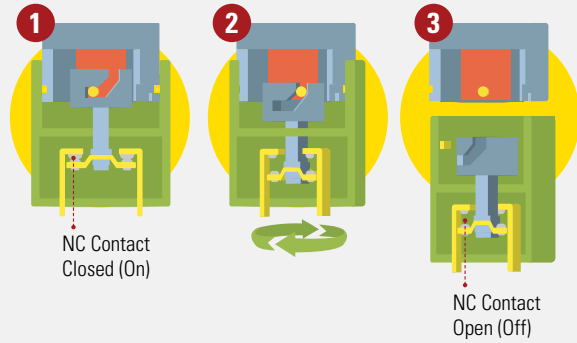
## IDEC X-Series

With X series emergency stop switches, the potential energy level of the latched status is lower than that of normal status. In the event the switch is damaged due to excessive shocks, the NC contacts will turn off, thus stopping the machine (patented design).

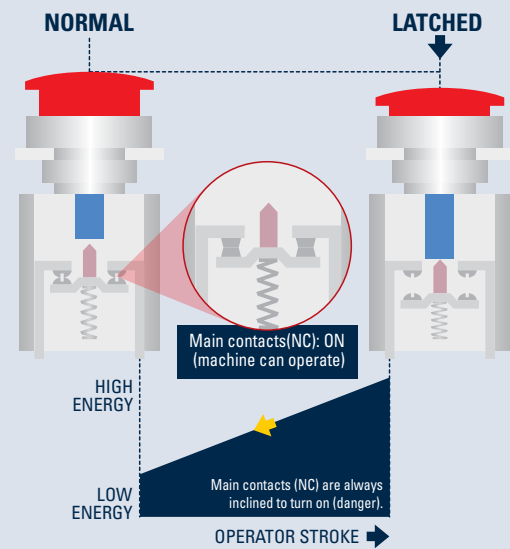


## Fail-Safe Design

Normally Closed contacts are automatically opened if the contact block is not properly attached to the switch.



## Conventional E-Stops





## Preventing accidental reset: Padlock E-stops


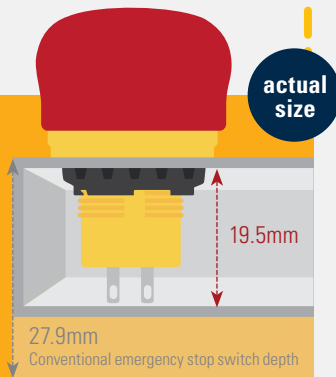
Developed to prevent unauthorized or accidental resetting of latched emergency stop switches by allowing the use of up to 12 personal padlocks, XN4E padlock-type E-stops increase operator safety during machine maintenance. By preventing any unauthorized resetting of the latched emergency stop switch, these switches assure the safe state during a service period.

# TWO-IN-ONE E-STOPS OFFER MORE

X-series emergency stops can be reset either by pulling or turning the operator (push-to-lock, pull/turn-to-reset). Traditional E-stops only offer a single reset option. With IDEC X-series E-stops, you get both options in one switch, providing an extra level of protection for workers when unforeseen events occur.

## Space-saving designs

Designed with minimal behind-the-panel depths, there is an IDEC E-stop to fit even the shallowest panels.



# ALL ASSOCIATED ACCESSORIES

## Nameplates



## Switch guards



## Replacement LED




## Padlock cover



## Enclosures



## LED indicators



### X6

Ergonomic, smooth and elegant design ideal for applications requiring cleanliness and prevention of dust.



### XA - unibody

Ideal for smaller machines. Mount in a 16 mm hole and have shallow depth behind the panel.



### XA

Compact product with all the latest advanced features for security.

<b>safe break technology</b>	Yes	Yes	Yes
<b>panel hole size</b>	16 mm panel hole	16 mm panel hole	16 mm panel hole
<b>operator sizes</b>	Ø30 mm, Ø40 mm	Ø29 mm, Ø40 mm	Ø29 mm, Ø40 mm
<b>number of contacts</b>	up to 2 NC: 1,2 / NO: 0	up to 2 NC: 1,2 / NO: 0	up to 4 NC: 1,2,3,4 / NO: 0,1
<b>terminal connection</b>	solder/tab, solder	solder/tab solder,	solder, PCB
<b>operation</b>	Push to lock, pull or turn to reset	Push to lock, pull or turn to reset	Push to lock, pull or turn to reset
<b>illumination</b>			
<b>certifications</b>			

# E-STOPS RANGE



## YW

Modular product with essential functions.



## HW

A wide variety of options.



## XW

Feature rugged construction. Numerous versions and options available to fulfill all applications



## XN1E/XN5E

Offer robust construction with a shallow panel depth.



## XN4E

Add an additional layer of safety with a lockout feature that prevents unauthorized resetting of a latched e-stop.



## EU2B

Ideal for applications in hazardous locations with explosive gases, such as oil & gas, petrochemical, painting and more.

No

22 mm panel hole

Ø40 mm

up to 2 (ill.), 3 (non-ill.)  
NC: 1,2,3 / NO: 0,1

screw

Push to lock, pull or turn to reset

No

22 mm panel hole

Ø29 mm, Ø40 mm,  
Ø60 mm

up to 4  
NC: 1,2/ NO: 0,1,2

screw

Push to lock; pull, turn, or key to reset

Yes

22 mm panel hole

Ø38 mm, 40 mm,  
Ø60 mm

up to 4  
NC: 1,2,3,4 / NO: 0,1

screw, solder,  
PCB

Push to lock, pull or turn to reset

Green visual indicator

Push on illumination

Yes

30 mm panel hole

Ø40 mm,  
Ø60 mm

up to 4  
NC: 1,2,3,4 / NO: 0,1

screw

Push to lock, pull or turn to reset

Push on illumination

Yes

30 mm panel hole

Ø44 mm

up to 4  
NC: 1,2,3,4 / NO: 0,1

screw

Push to lock, turn to reset

Push on illumination

No

30 mm panel hole

Ø40 mm

up to 3  
NC: 1,2,3 / NO: 0,1

screw

Push to lock, pull or turn to reset

Hazardous Location



# ABOUT IDEC





  
**70 YEARS OLD**

  
**3 900 EMPLOYEES**

**100 000+**   
**REFERENCES**

  
**420 M€**  
**TURNOVER**

## IDEC main product families

-  **LED Machine lighting**
-  **Automation & Sensing**
-  **Safety**
-  **Switch & Control**

## IDEC products are essential

### Best-in-class products

Field-proven and reliable products

### Environment-friendly

Long-lasting and efficient products

### Enhanced safety

Original solutions

Standardisation committee



[www.apem.com](http://www.apem.com)



<http://eu.idec.com>

**Benelux** B: (+32) 27 25 05 00 - [sales@apem.be](mailto:sales@apem.be)

NL: (+31) (70) 799 91 51 - [sales@apem.be](mailto:sales@apem.be)

**France** (+33) 5 63 93 14 98 - [commercial@apem.fr](mailto:commercial@apem.fr)

**Germany** Munich: (+49) 89 45 99 11 0 - [info@apem.de](mailto:info@apem.de)

Hamburg: (+49) 40 253054 0 - [info@apem.de](mailto:info@apem.de)

**Italy** (+39) 0172 74 3170 - [apem.italia@apem.it](mailto:apem.italia@apem.it)

**Sweden** (+46) 8 626 38 00 - [info@apem.se](mailto:info@apem.se)

**United Kingdom** (+44) 1 844 202400 - [sales@apem.co.uk](mailto:sales@apem.co.uk)